

Drivers and Obstacles to Banking SMEs

The Role of Competition and the Institutional Framework

Augusto de la Torre

María Soledad Martínez Pería

Sergio L. Schmukler

The World Bank
Development Economics Research Group
&
Office of the Chief Economist
Latin America and the Caribbean Region
December 2008



Abstract

This paper studies the factors banks perceive as drivers and obstacles to financing small and medium enterprises (SMEs), focusing on the role of competition and the institutional framework. Using a survey of banks in Argentina and Chile, the paper shows that, despite alleged differences in the countries' environments regarding rules, regulations, and ease of doing business, SMEs have become a strategic segment for most banks in both countries. In particular, banks have begun to target

SMEs due to the significant competition in the corporate and retail sectors. They perceive the SMEs market as highly profitable, large, and with good prospects. Moreover, banks are developing coping mechanisms to overcome the particular institutional obstacles present in each country and to compete for SMEs. Banks' interest in SMEs is not based on government programs, yet policy action might help reduce the cost of providing financing, especially long-term lending.

This paper—a product of the Development Economics Research Group and the Office of the Chief Economist, Latin America and the Caribbean Region—is part of a larger effort in the departments to understand financial development. Policy Research Working Papers are also posted on the Web at <http://econ.worldbank.org>. The authors may be contacted at adelatorre@worldbank.org, mmartinezperia@worldbank.org, and sschmukler@worldbank.org.

The Policy Research Working Paper Series disseminates the findings of work in progress to encourage the exchange of ideas about development issues. An objective of the series is to get the findings out quickly, even if the presentations are less than fully polished. The papers carry the names of the authors and should be cited accordingly. The findings, interpretations, and conclusions expressed in this paper are entirely those of the authors. They do not necessarily represent the views of the International Bank for Reconstruction and Development/World Bank and its affiliated organizations, or those of the Executive Directors of the World Bank or the governments they represent.

Drivers and Obstacles to Banking SMEs: The Role of Competition and the Institutional Framework

Augusto de la Torre

María Soledad Martínez Pería

Sergio L. Schmukler *

Abstract

This paper studies the factors banks perceive as drivers and obstacles to financing small and medium enterprises (SMEs), focusing on the role of competition and the institutional framework. Using a survey of banks in Argentina and Chile, the paper shows that, despite alleged differences in the countries' environments regarding rules, regulations, and ease of doing business, SMEs have become a strategic segment for most banks in both countries. In particular, banks have begun to target SMEs due to the significant competition in the corporate and retail sectors. They perceive the SMEs market as highly profitable, large, and with good prospects. Moreover, banks are developing coping mechanisms to overcome the particular institutional obstacles present in each country and to compete for SMEs. Banks' interest in SMEs is not based on government programs, yet policy action might help reduce the cost of providing financing, especially long-term lending.

JEL Classification Numbers: G21, G28, L25, O12, O16

Keywords: small and medium enterprises, bank finance, financial constraints, banking market structure, institutional factors, regulation, competition

* This paper is part of a broader World Bank Group project to understand bank financing to SMEs. The information used for this paper was collected by a team that traveled to Argentina and Chile during December 2006 to interview banks and is described in detail in World Bank (2007a). We received very helpful comments and suggestions from many colleagues, including Martin Cave, Stijn Claessens, Vivek Ghosal, Rogelio Marchetti, Margaret Miller, Ary Naim, Sophie Sirtane, and Greg Udell. We also received many useful comments at presentations held at the Asobancaria (Bogota, Colombia), CASIN-IFC Forum on SMEs (Geneva, Switzerland), the Central Bank of Argentina (Buenos Aires, Argentina), the Central Bank of Chile (Santiago, Chile), the CESifo Summer Institute (Venice, Italy), the Finance Forum at the World Bank Group (Washington, DC, USA), the Latin American Congress on Banking and SMEs (Cartagena, Colombia), and the World Bank (Washington, DC, USA). Maria Bernarda Dall'Aglio, Noemí Soledad López, Mercedes Politi, Mira Olson, and Victoria Vanasco provided excellent research assistance at different stages of the project. We thank all the banks that participated in the study for their generosity in sharing information and for interacting with all the members of the team. The views expressed in this paper are entirely those of the authors and do not necessarily represent the opinions of the World Bank Group. Email addresses: adelatorre@worldbank.org, mmartinezperia@worldbank.org, sschmukler@worldbank.org

1. Introduction

How small and medium enterprises (SMEs) finance their operations is a subject of significant interest to policymakers and researchers alike. SMEs account for a sizeable share of overall employment levels in both developed and developing countries.¹ Furthermore, since most large companies usually start as small enterprises, the viability of SMEs becomes crucial to any economy wishing to prosper. Concerns are compounded by evidence showing that SMEs tend to be more financially constrained than large firms and that lack of access to finance is an important obstacle to their growth. In particular, SMEs find it difficult to obtain external financing from banks and capital markets given their size and characteristic opaqueness.²

As a consequence of this perceived lack of financing and given the segment's economic importance, governments around the world have implemented a number of programs to foster SME lending.³ They have included subsidized or favorable loans, guarantees, and special lines of credit by certain banks (typically public banks), usually for certain economic sectors.⁴ More recently, governments have participated in programs to foster factoring and structured products that allow bank financing to reach SMEs by including large corporations and special purpose vehicles to decrease problems of moral hazard and asymmetric information (de la Torre, Gozzi, and Schmukler, 2007).

Aside from government programs to finance SMEs, what other factors can

¹ Using data from 1990-99 for 76 countries, Ayyagari, Beck, and Demirguc-Kunt (2007) show that on average SMEs account for 55% of employment in manufacturing. In Argentina and Chile, SMEs account for 70% and 86% of manufacturing employment, respectively.

² For evidence that SMEs tend to be more financially constrained than large firms, see Schiffer and Weder (2001), IADB (2004), Beck, Demirgüç-Kunt, and Maksimovic (2005), and Beck, Demirgüç-Kunt, Laeven, and Maksimovic (2006). Furthermore, Beck, Demirgüç-Kunt, and Maksimovic (2005) show that lack of access to external finance is a key obstacle to firm growth, especially for SMEs

³ Beck, Demirgüç-Kunt, and Honohan (2008) provide a survey of policies undertaken by governments to improve financial access by households and firms.

⁴ See Beck, Klapper, and Mendoza (2008) for a survey on partial credit guarantee schemes around the world.

help alleviate SME financing constraints? An extensive literature has shown that access to external financing and firm growth are shaped by a country's legal institutions (La Porta, Lopez-de-Silanes, Shleifer, and Vishny, 1997, 1998; Demirguc-Kunt and Maksimovic, 1998; Beck, Demirguc-Kunt, and Maksimovic, 2005, and Beck, Demirguc-Kunt, Laeven, and Maksimovic, 2006). In other words, in countries with better institutional environments, financing obstacles are smaller and firms obtain more external financing and are able to grow faster. More importantly, recent research using firm-level data has shown that SMEs seem to benefit the most from improvements in the institutional environment. Using data from 4,000 firms in 54 countries, Beck, Demirguc-Kunt, and Maksimovic (2005) show that marginal changes in the institutional environment result in financing and legal obstacles having a smaller negative impact on firm growth, and this effect is larger for SMEs. Using a similar database, Beck, Demirguc-Kunt, and Maksimovic (2008) show that SMEs gain greater access to bank finance as a result of improvements in property rights.

In this paper, rather than focusing on firms' perception regarding SME financing (as has been the case with most of the recent studies), we analyze the factors banks perceive as drivers and obstacles to lending to SMEs. Of particular interest is the role of the competitive and institutional environments in shaping SME lending, and more generally banks' interest in dealing with SMEs. By institutional factors we mean the rules and regulations that affect the functioning of the financial system and influence the operation of the private sector, as well as the more general macroeconomic environment that shapes financial contracts. We compare banks' perceptions about SMEs in Argentina and Chile.⁵ We use a survey that covers a wide

⁵ The World Bank has also recently conducted studies of SME financing in Colombia (Stephanou and Rodriguez, 2008) and Serbia (World Bank, 2007b). Using data for a sample of banks in developed and developing countries and SMEs in Latin America, de la Torre, Martínez Pería, and Schmukler (2008)

range and a significant proportion of banks in these countries. This is relevant because banks seem to be the main providers of external finance (from the financial sector) to SMEs in both places.

The comparison between Argentina and Chile is interesting. The two countries are neighbors, they are both growing, emerging economies, and they have implemented many financial reforms over the last decades to foster competition and create a market-friendly environment. As part of this, both Argentina and Chile experienced the arrival of foreign banks during the 1990s, which now hold a significant market share (26% in Argentina and 64% in Chile). In several cases, the same international banks have started operations in both countries, a fact that allows us to compare their approach to SMEs in different settings. Moreover, Chile suffered an economic slowdown after the Asian crisis, during 1998-99, while Argentina had a severe economic crisis during 2001-02, which involved reprogramming of bank deposits, the conversion of dollar deposits to peso deposits, and debt default. Both economies recovered afterwards, with their banking systems affected in very distinct ways.

Besides the analogies between Argentina and Chile, there are also significant differences in how the institutional environment is perceived to work in each country. According to several widely used indicators, Chile's institutional environment is perceived to rank better than Argentina's. For example, the *Institutional Development* component of the *Global Competitiveness Index* produced by the World Economic Forum, which ranks countries from best to worst institutional environment, ranks Chile in 23rd place out of 131 countries, while it ranks Argentina in 123rd place.⁶ The

claim that even large and foreign banks might have incentives and a comparative advantage in serving SMEs through alternative models to relationship lending.

⁶ Rankings can be found at <http://www.gcr.weforum.org/>.

World Bank's *Governance Indicators* also rank Chile better than Argentina in terms of regulatory quality, rule of law, and control of corruption. With higher rankings here indicating better outcomes, Chile is in the 90th percentile in terms of regulatory quality, rule of law, and control of corruption, while Argentina ranks in the 20th to 40th percentile depending on the indicator considered.⁷ According to The Heritage Foundation's *Property Rights Index* (one of the components in the Economic Freedom Index), Chile stands at 90 while Argentina receives a 30, with higher numbers (on a scale from 0 to 100) indicating greater protection of property rights.⁸ Finally, the *Doing Business in Latin America 2008* report shows that Chile ranks better than Argentina in terms of legal rights protection and regarding the time and cost to register property (World Bank, 2007c). Given all these alleged differences in the institutional environments in Argentina and Chile, this paper studies whether banks view them as shaping their involvement with SMEs.

The paper's main findings regarding banks' perceived drivers and obstacles to financing SMEs are as follows. First, despite the mentioned institutional differences, SMEs have become a strategic sector for most banks in both countries. Furthermore, banks perceive the SME lending market as large, unsaturated, and with good prospects. Second, this interest in SMEs is not based on government programs. Banks seem to be focusing on SMEs because, among other things, they argue that the segment's profitability will more than compensate for the higher implied costs and risks, especially given thinning margins in the corporate and retail sectors due to competition in those segments. Third, since banks have developed coping mechanisms to deal with potential institutional deficiencies, they do not perceive any

⁷ See Kaufmann, Kraay, and Mastruzzi (2008) for a detailed description of these governance indicators. For rankings, go to <http://info.worldbank.org/governance/wgi/index.asp>.

⁸ Data for the Heritage Foundation Index of Property Rights can be downloaded from <http://www.heritage.org/research/features/index/downloads.cfm>.

obstacles significantly impeding them from serving the segment. In other words, the potential benefits of serving SMEs have generated incentives for banks to develop ways to overcome the institutional limitations they perceive as obstacles. Fourth, in the case of international banks present in both countries, the strategies to engage SMEs across countries are remarkably similar. Finally, the institutional environments appear to be more relevant for certain types of financing, like long-term loans in fixed rates in domestic currency. Thus, policy action might focus on complementing what banks need to expand their participation and provide the type of financing that might still be lacking.

The paper is organized as follows. Section 2 presents the data on Argentina and Chile. Section 3 discusses the extent and type of SME financing. Section 4 analyzes the drivers of bank involvement with SMEs. Section 5 describes the obstacles to SME lending. Section 6 discusses how competition and government programs affect bank involvement with SMEs. Section 7 concludes.

2. Data

Our analysis is based on information gathered by means of on-site interviews with banks' top management, the use of a tabulated questionnaire, and a detailed data request designed to obtain unique information on bank lending to SMEs, which are not available to the Central Banks of each country. The interviews and data processing are confidential, so banks felt practically no constraint in sharing their information, with the understanding that the data would be reported in an aggregate way, without disclosing each bank's strategy or positions. The questionnaire was designed to address three broad areas: (1) measuring the extent of bank involvement with SMEs, (2) learning about the determinants of the degree of bank financing to

SMEs, such as demand factors, competition, corporate strategy, and macroeconomic, regulatory, and institutional factors, and (3) understanding the business model and risk management process that banks use when working with SMEs.

The survey covers 14 banks in Argentina: six foreign, six domestic private, and two public, which account for 75% of the banking system's total assets.⁹ In Chile, the survey covers eight banks: four foreign, three private domestic, and one public, which represent 79% of the banking system's total assets. In each bank, we tried to carry out separate interviews with the general manager (to understand the determinants of the bank's involvement with SMEs), the SME business manager (to assess the business model for dealing with SMEs), and the credit risk manager (to comprehend how risks are controlled).

Except for Figure 1, the percentages presented in this paper are calculated based on the sample of total banks interviewed that have SMEs among their clients (13 Argentine banks and eight Chilean Banks). The percentages are usually calculated for the aggregate sample of Argentina and Chile, and when considered relevant, these percentages are presented by country or type of bank.

To classify SMEs, all the banks interviewed use average annual sales. However, a variety of ranges is observed, indicating that there is not a unified criterion to define the segment as a whole. In Argentina, the Central Bank and the SME Secretary (SEPyME) have established their official definitions for small enterprises (SEs) and medium enterprises (MEs), but most banks do not follow either of them. The fact that banks do not adopt similar definitions for SMEs reflects the heterogeneity of the banking system. For example, large international banks usually serve SMEs with high average sales, while small banks tend to focus on smaller

⁹ Total assets stands for liquid assets, public and private securities, loans, and other banks' assets.

SMEs.

The ranges of average annual sales used to classify SEs and MEs differ between Argentina and Chile, reflecting the different size of their economies (Table 1). In Argentina, a company is considered to be an SE when its average annual sales are approximately between US\$300,000 and US\$5,000,000. MEs are those with annual sales between US\$5,000,000 and US\$30,000,000. In Chile, these ranges have lower values: SEs have average annual sales of approximately US\$90,000-US\$1,600,000 and MEs of US\$1,600,000-US\$2,380,000.¹⁰ All the companies with average annual sales below these ranges are considered to be micro enterprises and those above belong to the corporate sector. It should be noted that in Argentina, loans of AR\$500,000 (US\$ 166,667), or less can be treated as consumption loans according to Central Bank (BCRA) regulations, even when they are granted to a company (as long as the total debt the client has with the bank does not exceed this amount).

In the rest of the paper, we ignore the heterogeneity of ranges observed in the definition of SMEs and use whatever definition banks use to define them. To some degree, this makes the comparison across banks with very different definitions difficult. Nonetheless, it is useful to analyze how banks conduct business with what they consider to be SEs and MEs. Moreover, it would be very difficult to construct another working definition.

3. Extent and Type of SME Lending

Bank involvement with SMEs in Argentina and Chile appears to be significant. All banks interviewed have SMEs among their clients, with the exception of one Argentine bank, which is planning to enter the middle-market segment (Figure

¹⁰ These ranges were calculated as the average minimum and the average maximum values of the criteria banks use to define SEs and MEs.

1). The importance of the SME segment has increased to the point that more than 80% of the banks interviewed have created a separate unit to serve it.¹¹ In both countries there appears to be an integral relation with SMEs. Moreover, bank exposure to SMEs appears not to be limited to specific economic sectors or geographic regions.¹²

Banks have a significant level of exposure to the SME segment in terms of loans, and this exposure is higher in Argentina than in Chile (Figure 2). The exposure to SMEs is measured as the ratio of SME loans to total outstanding private sector loans (including retail). In 2006, SMEs represented 37% of total bank loans to the private sector in Argentina and 13% in Chile.¹³ These ratios are very similar for 2005. The level of exposure of the *most involved* and *medium involved* banks is unexpectedly high, representing on average 62% and 28% of the banks' loan portfolios respectively (Figure 3.A).¹⁴ On average, private domestic banks are the most exposed to the segment in both countries, with a level of exposure of 56% in Argentina and 16% in Chile. In Argentina, private domestic banks are followed by public banks (31%) and foreign banks (27%), while in Chile they are followed by foreign banks (12%) (Figure 3.B).^{15, 16}

The type of bank lending offered to SMEs is mainly short term.¹⁷ The most important lending products are short-term loans and overdrafts both in Argentina and

¹¹ In Argentina 77% and in Chile 87% of banks interviewed have separate SME, or SE and ME units.

¹² See de la Torre, Martínez Pería, Politi, Schmukler, and Vanasco (2008) for an analysis of the business model and risk management practices banks use to serve SMEs.

¹³ The banks that provided this information and that are considered in this average account for 64% of total private sector loans in Argentina and 80% of private sector loans in Chile.

¹⁴ These are simple averages of the ratio of SME loans to private sector loans for the banks that belong to each category: *most involved* and *medium involved* banks. The *most involved* banks are the top third of banks with the highest share of SME loans as percentage of total loans. The *least involved* banks are the bottom third of banks with the lowest share of SME loans as percentage of total loans. The *medium involved* banks are the ones that do not fall in either category.

¹⁵ These ratios are calculated as the sum of SME loans over the sum of private sector loans considering the banks belonging to each category of bank type (public, private domestic and foreign).

¹⁶ Despite the increasing importance of SMEs, most banks are not yet able to measure their exposure to the segment in terms of income, costs, or risk.

¹⁷ For 111 institutions of Latin America and the Caribbean, a survey conducted by FELABAN (2007) shows that 52% of the banks offer short-term commercial loans for working capital investments, 14% of these banks include long-terms loans, and 18% do not have an active credit policy.

Chile; these are geared toward financing working capital. These products are followed by leasing and investment loans (Figure 4). Pre-trade financing is also considered important in both countries. Document and check discounting is the second leading product in Argentina but is not mentioned at all by Chilean banks, while factoring is a very important product in Chile but is not considered significant by Argentine banks. However, these products are similar since they enable companies to receive payments in advance at a certain discount. The main difference between check discounting and factoring lies in the instrument that is being discounted: in Argentina it is relatively easy for the bearer of a check to claim the corresponding payment since the check is an “executive title,” while the bearer of a company receipt is unable to do so because company receipts are typically not executive titles.¹⁸ In Chile “the use of factoring has been facilitated after a recent legal reform that made the *factura* an executive title.”¹⁹

Based on the data received from banks in Argentina, working capital loans represent approximately 60% of the SME loans, while investment loans account for almost 20% of the SME loans. In Chile, the distribution appears to be different since short-term and long-term products represent a similar proportion of total financing to SMEs; working capital and investment loans each represent around 40% of the SME portfolio. As for the term of investment loans, in Argentina the average term is 1,000 days while in Chile it is 3,700 days (Figure 5). These stylized facts suggest that the SME lending market is more developed in Chile than in Argentina.

Banks usually require some basic collateral to make loans. Approximately 70% of the loans require collateral, and the collateral requirement represents, on

¹⁸ An instrument is an “executive title” if it is established by law that the payment obligation it represents must be met. This category cannot be established by the parties involved in a transaction, but rather it can only be designated by law since it reflects a public interest that the obligations in certain types of instruments are fulfilled. Therefore, the holder of an “executive title” can forcefully demand the compliance of its payment. In Argentina some receipts can become executive titles if they are certified, which are then called “facturas conformadas,” but this is not usually done in practice.

¹⁹ Quoted from bank interviews in Chile.

average, 96% of the loan amount. Some banks mention that their collateral requirements are more flexible the larger the size of the company and others stress that the requirements are stricter for long-term loans. In general, banks prefer collateral that is easier to execute in case of default, however banks mostly maintain these strong collateral requirements as an incentive for debtors to repay as agreed.

4. Drivers of Bank Involvement with SMEs

To understand what lies behind the trends described above, banks were asked to indicate the drivers of SME lending and to explain how significant these factors are in defining their level of involvement with the segment. Four main drivers were highlighted by banks in both countries (Figure 6). First, banks are motivated to attract SMEs as clients by the high level of perceived profitability of the segment. A large majority of the banks consider that they will attain elevated profits that will more than compensate for the higher costs and risks of the segment. The high profitability of working with SMEs not only derives from lending products, but also from the potential for cross-selling other products. Once the relation with the company is established, banks offer clients a variety of services and obtain an extremely significant proportion of their revenues from the fees they charge for these services. The potential for cross-sale that SMEs entail does not necessarily imply higher risk because no lending needs to be involved. Furthermore, many banks perceive the SME segment to be more profitable than corporate banking. This might be explained by the fact that spreads on corporate lending are near zero (due to high competition in both countries), so banks are looking for new markets to diversify their income sources. Moreover, in Argentina, the perceived risk of the corporate segment has increased because SMEs performed better than large companies during the 2001-2002 crisis.

The Argentine crisis was particularly harmful for large corporations, especially utilities companies, although the recession the country experienced affected all the sectors of the economy. In that event, SMEs did not default by as much as large corporations, they made efforts to comply with their debt payments, and they recovered more quickly from the crisis.

Second, almost 70% of the banks in Argentina and 25% of the banks in Chile mentioned the possibility to seek SMEs through relations with existing large clients as another significant driver of their involvement with the segment. Banks systematically ask large clients for references on their best clients and suppliers, which in many cases are SMEs. With a list of potential clients, banks contact these companies and try to convert them into clients by offering services or lending products, depending on the banks' strategy. The benefit banks reap from this is not only that banks obtain an assessment of the quality of these SMEs from large clients, but also that these SMEs are supported by operating with these large corporations, who in some cases also provide guarantees. Thus, banks gain very useful information and reduce the risk of seeking new clients. In this way, banks exploit the synergies of working with different types of clients.²⁰

Third, more than 40% of the banks (exclusively private ones) consider the SME segment to be a strategic sector. This is the third most mentioned driver in Argentina (54% of banks), while in Chile it is the fourth (25% of banks). The increased interest in the segment can be understood as a result of the change in

²⁰ However, the way to approach to new SMEs does not seem to be fully standardized. Using information from existing firm databases, such as credit bureaus, relying on existing deposit clients, and attracting clients with bank credit are also other approaches that banks use to identify prospective SMEs. With a lower degree of importance, another practice observed is the incorporation of relationship managers from other banks, who bring their own client's portfolio. A very small percentage of the banks also reveal that they target SMEs that are located close to their branches. The wide variety of methods that banks use to detect potential SME clients suggests the pro-active attitude of banks in reaching out to SMEs despite the strong demand.

industrial organization that Argentina and Chile have witnessed in the past few years. In the early 1990s, companies tended to be vertically integrated, so by serving a large company banks were able to service the entire chain of business. However, in the past five years many large companies appear to have outsourced processes to the SME segment, tending toward a modular integration, in which SMEs carry out these outsourced processes. Therefore, if banks want to service the entire chain of business they may need to lend to the SMEs that are responsible for the outsourced processes. Banks seem to have a new role as financial entities: to finance and provide services to the SMEs that carry out the outsourced processes and that tend to be supported by large corporations.

Fourth, another key driver, mentioned by more than a third of the banks as a reason for their interest in SMEs, is intense competition and exposure to the retail and/or corporate sectors. In Chile, the excessive exposure to other segments appears to be extremely relevant, since 75% of the banks consider it a key driver. The decreasing profitability noted in other segments, which is due to high competition, has induced banks to focus on SMEs. As mentioned above, competition is high in the corporate segment. A similar phenomenon is also observed in the consumer and micro segments, particularly in Chile. In Argentina, the consumer segment does not show decreasing profits; nonetheless, bank participation has grown in that segment at a rapid pace since the early 2000s, so it may be near saturation. This could explain why the future growth of Argentine and Chilean banks appears to rely strongly on the SME segment.

5. Obstacles to SME Lending

While bank involvement with SMEs is driven by the factors mentioned above, it is also useful to assess the degree to which this involvement is affected by certain obstacles. Surprisingly, many of the obstacles often perceived as deterrents of engagement with SMEs are not considered significant by most banks. There are also some differences in perceptions across countries. Below we discuss the five most important factors perceived as obstacles by banks in Argentina and Chile.²¹ See Figure 7, Table 2, and Appendix Figures 1, 2, and 3 (for more detailed information).

First, SME-specific factors are the only obstacle considered significant by both Argentine and Chilean banks (roughly 50% of the banks in each country). These are factors related solely to SMEs (i.e., intrinsic to their nature and behavior) and not to other firms that operate within the same regulatory and contractual environment. For example, informality and low quality balance sheets in Argentina, lack of quality information in Chile, and lack of adequate guarantees in both countries stand out as SME-specific factors that banks perceive as obstacles in serving these firms.²² Note that lack of quality information is not mentioned at all by Argentine banks, but it is likely implicit in the response related to informality. In Chile, when explaining the lack of quality information, banks mention that small enterprises have limited and non-standardized information and that financial statements are prepared only once a year (mainly for tax reporting purposes); besides, the cost to improve the information on SMEs are high and must be absorbed by the bank. Other factors stated are problems related to evaluating SME risk, the weakness of family management, the

²¹ The obstacles are ranked based on the importance they have in the aggregated sample of Argentina and Chile.

²² To increase the level and quality of information available to banks on firms (large corporates and SMEs), the Central Bank of Argentina is working toward the establishment of a “central de balances.” This database will contain economic and financial information about the business activity of firms.

lack of SME associations for cooperation, and the fact that SMEs auto-exclude themselves from the banking system.

Second, competition in the SME segment is considered a significant obstacle by 70% of the Argentine banks while in Chile it is not regarded as significant (only 13% of the banks mention it as an obstacle). This of course is based on the banks' perspective; while high competition is perceived as an obstacle by banks, it benefits SMEs. Narrow margins and the distortions generated by public banks are considered to be important issues related to the high competition in the segment. The existence of niche banks and regional banks, the unfair competition of large private banks, and the fact that private banks usually dominate the high quality segment are also mentioned. In Argentina, large and public banks are considered price-setters; they are perceived to set "predatory prices" to capture a larger share of the SME segment. This is particularly harmful for small and niche banks that do not have enough margins to compete with low rates. One important finding is that interest rates on loans do not necessarily reflect the risk of the client: they are determined by the high level of competition among banks. Domestic private banks consider competition in the SME segment as a key obstacle, while foreign and public banks do not. As mentioned above, foreign and public banks (and also the largest domestic private banks), are the main price setters in the market. Therefore, the small and medium domestic private banks have to compete with low rates to stay in the market and increase their market share.

Third, another relevant obstacle mentioned is macroeconomic factors, which is considered significant by almost half of the Argentine banks, and by only 13% of the Chilean banks. Long-term instability, taxes, disincentives to foreign investors, and exchange rate risk are the main aspects banks mention in terms of macroeconomic

obstacles. In particular, foreign banks give macroeconomic factors the greatest importance, while public banks do not even consider them impediments. One possible explanation for the fact that banks mention the macroeconomic factors and at the same time still engage with SMEs could be that banks have developed coping mechanisms to deal with long-term instability, such as using short-term loans, secured loans, and variable rates.²³ In fact, macroeconomic uncertainty (related to the history of aggregate volatility) seems to deter the development of a long-term credit market for SMEs, in particular in Argentina, and also appears to be responsible for the small number of unsecured loans offered. In both countries, a high percentage of banks' portfolios are collateralized. However, it is surprising that the other half of the Argentine banks do not consider macroeconomic factors significant, given that the Argentine crisis occurred only six years ago.

Fourth, regulations are regarded as significant by half of the Chilean banks, but by only 20% of the Argentine banks. In Chile regulations are considered to be the second largest obstacle to serving SMEs. In particular, the interest rate ceiling that banks face in Chile is the most frequently mentioned factor. In Argentina, although banks consider regulations to be reasonable, they also argue that many regulatory aspects could still be improved. First, documentation requirements continue to be costly for SMEs and could be simplified to some extent. Second, regulations impede banks to lend to SMEs with pension debts or tax arrears. Third, more flexibility to deal with the large informality of SMEs (especially the smallest ones) is mentioned. Fourth, regulatory requirements are more demanding for banks than for other financial intermediaries such as *mutuales* and cooperatives (which are not regulated by the Central Bank), leading SMEs to obtain financing outside of the banking system

²³ The use of coping mechanisms in emerging market financial contracts is already documented in de la Torre and Schmukler (2004).

and, consequently, giving rise to “regulatory arbitrage.” Fifth, taxes on financial transactions in Argentina and Chile (check tax and stamp tax, respectively) have a negative effect on SME lending because they deter financial intermediation of SMEs. This reduces the ability of banks to learn about some clients by looking at their history of banking operations and it also makes cross-selling harder. Although the stamp tax is only mentioned by Chilean banks, some Argentine provinces are also affected by a stamp tax. In neither country do public banks consider regulations to be a significant obstacle, while domestic private banks in both countries claim that regulations are an impediment. However, despite these specific issues, banks consider that regulatory requirements are either appropriate and beneficial or inconsequential. Many banks acknowledge that in absence of these regulations they would ask SMEs for the same information.

Fifth, lack of adequate demand is thought to be a significant obstacle by half of the Argentine banks interviewed, while none of the Chilean banks see it as relevant. Although some banks consider demand to be strong, they point out that many SMEs are not creditworthy (or not as creditworthy as they could be) due to the high levels of informality. In Argentina, anecdotal evidence from the interviewed banks suggests that around 30% of the SMEs are served by financial entities. Most banks believe that there are plenty of worthy enterprises among the 70% that are underserved and that for unknown reasons do not approach banks.²⁴ Hence, in an attempt to increase their involvement with the segment, there is strong competition over the high-quality SMEs that are already in the market and a significant outreach

²⁴ Another study (Fundación Capital, 2006) presents alternative reasons to explain the lack of demand for credit from SMEs in Argentina. Among them we can find that 45.3% of SMEs do not apply because they are using other sources or do not need financing, 13.4% consider that interest rates are too high, 4.3% think that banks ask for too many requirements like balances, cash flows, fiscal situation of the firm and years as a bank’s client, 3.4% of SMEs do not have a collateral and 2.6% do not trust in banks.

effort to attract those that are creditworthy but still outside the market. Also, banks state that SMEs demand mostly long-term loans with low fixed-rates, while banks primarily offer short-term variable-rate loans. Only one Argentine bank mentions that SMEs still lack confidence in banks after the crisis and that they prefer self-financing. Interestingly, banks declare that a large portion of approved credit lines are not fully used.

The obstacles given the lowest importance are the legal and contractual environment, the lending technology to SMEs, and bank-specific factors. Banks in Argentina acknowledge that the lending mechanisms and procedures are not simple, but they have developed know-how so that this does not represent an important obstacle. Some issues related to the legal and contractual environment are: the judiciary inefficiency, the weakness of contract and collateral enforcement, slow and costly bankruptcy procedures, and the weak protection of investors and property rights. However, banks have adapted their products to counter such obstacles by offering short-term, secured products that can be easily converted to cash, and usually by demanding a personal guarantee from SME owners (or their spouses). They also avoid filing for bankruptcy, and they generally carry out debt restructuring and out-of-court settlements. The current macroeconomic situation, characterized by excess liquidity and low levels of default, is very favorable and mitigates these institutional deficiencies. Bank-specific factors are mostly mentioned by public banks, which recognize that they are more inefficient than private banks (in particular foreign banks), and they believe that this inefficiency discourages good SMEs from approaching them. The lack of qualified personnel is mentioned by both Argentine and Chilean banks as an obstacle for bank involvement with SMEs. Other bank-specific aspects mentioned are the fact that banks are learning to do business with

SMEs and that the geographic presence of banks is limited. As for the nature of SME lending technology, banks point out the high fixed-costs, the difficulty to standardize risk management and apply scoring, and the difficulty in standardizing products.

When asked about possible areas in which government action could help enhance banks' incentives to increase SME lending, banks mostly mention the judicial, legal, and regulatory areas (Figure 8.A). Regarding the legal and judicial areas, Argentine banks consider that judicial processes are slow and that bankruptcy and insolvency laws are ineffective, while Chilean banks mostly mention the distortive effects of the stamp tax. Regarding regulations, Argentine banks highlight the need to improve the definition of guarantees and consider that the frequency of information requests should be lower in some cases, while Chilean banks mention that the interest rate ceiling should be removed and would like to be able to share guarantees. In general, banks both in Argentina and Chile wish to increase guarantees or subsidies, and both are fairly comfortable with the institutional environment. Some of the institutional improvements that Argentine banks consider would be beneficial are related to law enforcement and collateral execution processes, which banks point out, are hindering long-term financing. According to Argentine banks, the government should continue promoting the development of reciprocal guarantee societies (SGRs). On the other hand, Chilean banks demand for an expedited payment of FOGAPE guarantees. (See Table 3 for a description of this program.) More government work is needed to enhance credit bureaus, but the majority of the banks consider that the existence of public credit bureaus already plays a crucial role in facilitating SME lending (Figure 8.B). In particular, Argentine banks state that the quality of the information should be enhanced and they would also like more information on companies, such as total amount of credit lines and guarantees in the

banking system. Chilean banks would like financial statements to be available in order to assess companies' income-generating capacity.

6. Competition and Government Programs in the SME Segment

This section covers two remaining aspects that shape bank involvement with SMEs. First we analyze how competitive the market is. Second, we discuss to what extent banks' interest in serving SMEs is based on incentives generated through government programs.

According to most banks, the SME market is promising. However, there is no agreement on the size of the market, even within the same country. The market is large according to 70% of the banks in Argentina and 50% of the banks in Chile, while it is considered to be small by around 30% of the banks in both countries (Figure 9). This discrepancy is likely due to the fact that the SME universe is not clearly identified in either country. In Argentina, as an approach to resolving this issue, a program by SEPyME called "MAPA PyME," is being launched. This SMEs Sub-Secretary program tries to describe the SMEs' universe based on an assessment of all formal SMEs in the country.

Banks still have a fair amount of outreach to do despite the strong demand for bank services observed in the SME segment, according to 81% of the banks (Figure 10). Although SME demand does not make use of all the available credit offered by the banking system, banks point out that demand is indeed growing strongly. However, as mentioned above, SMEs that seek credit are not always creditworthy. Many banks believe that there are "high-quality" SMEs that could benefit from accessing bank financing but that do not approach banks for unknown reasons. Therefore, banks feel the need to reach out to these SMEs. High competition over the

best SMEs that are already in the market also explains the need to make efforts to attract new SME clients. Banks rely on the pro-active role of relationship managers, and some banks even carry out special campaigns to attract SMEs. One bank states that since SMEs do not react to advertisements as promptly as consumers, efforts to attract them are greater.

The market is highly competitive, but unsaturated. High competition in the SME segment could also explain the need to reach out to SMEs. As indicated in Figure 11, all the banks interviewed believe that the SME segment is competitive. However, there is no consensus on the degree of saturation of the market. 80% of the banks believe there is still room for new competitors, while the rest believes the SME market is saturated.

The structure of the SME loan market differs between Argentina and Chile, and there is no full agreement within the countries. Among Argentine banks, 62% of the banks perceive that the market is atomized, 23% believe a small number of banks dominate the market, and only 15% deem it to be segmented. In Chile, the answers are not as dispersed: 75% of the Chilean banks consider that the SME loan market is dominated by a small number of banks and 13% see it as a segmented market. To summarize, in Argentina most of the banks perceive the market to be atomized, while in Chile the prevailing belief is that a small number of banks dominate the market (Figure 12.A).

The main players in the SME market are large private banks, according to the majority of the banks in Argentina and Chile. They are followed in importance by public banks and niche banks. Other financial intermediaries and small banks also play a relevant role in the SME loan market, although a minority of the banks interviewed consider these to be main players (Figure 12.B).

There have been significant changes over time in SME lending in terms of competition, consolidation, and entry, according to 70% of the banks. In both countries many banks have participated in the segment for years, but others are entering with very aggressive policies. Another significant finding is that almost 62% of the banks in both countries believe that banks lend to SMEs after seeing other banks do so. Almost 60% of the banks believe that there is a first mover's advantage: client's loyalty, brand identification, and know-how of the market are the most frequently mentioned advantages. Although more than half of the banks answer that there is a first movers' advantage, the difference in perceptions is significant across bank types. Most private domestic banks consider that a first movers' advantage does exist while public banks deny it. Most foreign banks answer affirmatively in Argentina. In Chile the process of capturing SME clients appears to be more advanced than in Argentina: while in Argentina SMEs usually have five or six banks serving them in different aspects of their business, the Chilean market has evolved to the point that an SME is only served by one or two banks, which offer an ample variety of products and services to fulfill the needs of SMEs. In Chile the importance of the relationship manager appears to be crucial for SMEs when choosing banks.

Despite all this competition, the Argentine and Chilean governments have implemented several programs to promote the involvement of banks in the SME segment. But these incentives notwithstanding, only half of the banks interviewed claim that they use these programs (still, 80% believes their overall effect is positive). Furthermore, these programs are not an important determinant of bank involvement with the segment. Indeed, banks do not base their relation with SMEs on these programs. Banks might use them, but they are not the key driver of their involvement. Although all types of banks view these programs favorably, in terms of additionality

generated there seems to be some disagreement.

In Argentina, all banks are familiar with government programs, but none consider them essential. The most frequently mentioned programs are the interest rate subsidies offered by the SME Secretary (SEPyME), and the Argentine National Guarantee System (that includes Reciprocal Guarantee Societies, SGRs). FONTAR (Argentine Technological Fund), and the credit lines offered by the Inter-American Development Bank are also mentioned but banks do not believe they have a significant impact. (See Table 3 for a detailed, but brief description of these programs.) Most Argentine banks believe that the additionality generated by these programs is very low. Although 90% of the banks use the interest rate subsidy, they claim that they do not make use of it to attract new clients, but rather to lower the rate or increase credit to existing clients. Only a few private domestic and public banks state that the SEPyME interest rate subsidy generates additionality. The SGRs are employed by almost 20% of the banks interviewed and they are mostly used to increase the credit line to existing clients. Only private domestic banks claim that these guarantee societies allow them to attract new clients.

Most Chilean banks make use of government programs and believe these programs do generate additionality. In Chile the programs FECU-PyME (Uniform Codified Reporting Scheme for SMEs), CORFO (Corporation for Production Promotion), and FOGAPE (Small Enterprise Guarantee Fund) are considered most relevant by banks. See Table 3 for a detailed description of these programs. Most Chilean banks indicate that the programs FOGAPE and CORFO do generate additionality, mainly by attracting new clients. Foreign banks seem to be among the ones that benefit the most from these programs. FECU-PyME is mostly used by private banks, but they do not see it as a program that generates additionality, while

Chile Compite is only used by one private domestic bank interviewed.

7. Conclusions

Using evidence from banks in Argentina and Chile, this paper explored the drivers and obstacles that shape bank involvement with SMEs and, in particular, investigated to what degree the competitive and institutional environments appear to play an important role. We find that SMEs have become a strategic sector for banks. This signals a gap in perceptions since it contradicts the view that banks are not interested in serving SMEs. Furthermore, bank interest in SMEs is not based on government programs. Instead, this change seems to be explained in part by decreasing profits in other segments due to the emerging competition, which in turn encourages banks to look for new markets as the growth potential based on the consumer and corporate sectors declines. Banks focus on SMEs because they estimate that the segment's elevated profits will more than compensate for the higher implied costs and risks. Furthermore, banks might be attracted by the increasing participation of SMEs in the productive chains of the economy. This occurs in a context of apparent significant changes in industrial organization, in which large corporations outsource processes and actively support their SME clients and suppliers to foster their own growth.

Banks consider that the SME lending market is large, unsaturated, and prospects are optimistic in both countries. The importance of the SME segment has grown to the point that most banks have created separate units to serve it and compete intensively among themselves to try to capture new SMEs as clients. In other words, the engagement between banks and SMEs has become integral since banks offer SMEs a great variety of services and lending products. This questions the traditional

focus of the literature on banks connecting to SMEs through relationship lending (as argued in de la Torre, Martínez Pería, and Schmukler, 2008). In the case of international banks present in both countries, the strategies to engage SMEs across countries are remarkably similar. Although the SME universe is not clearly identified in Argentina or Chile, banks are aware of the large number of high-quality, untapped SMEs that could benefit from accessing bank financing and, consequently, banks are actively reaching out to them.

To deal with the SME segment, banks have developed coping mechanisms that help them overcome some of the obstacles in SME financing. As a consequence, the particular institutional environment in each country is not considered by most banks a binding constraint for financing SMEs. Namely, the potential benefits of serving SMEs more than compensate for the possible institutional deficiencies, given that banks can reduce the risk of dealing with the segment. Among other things, banks have developed the mechanisms to deal with informality, regulatory requirements, documentation and paperwork burden, and the costly constitution of guarantees. Needless to say, this imposes an extra cost to the system. For example, banks have limited the range of products they offer to SMEs to cope with macroeconomic and contractual risk.²⁵ They offer mostly short-term, secured products, making an intense use of immovable guarantees and always demanding the owners' guarantee. Furthermore, perhaps another consequence of the institutional shortcomings is that banks' engagement with SMEs is based primarily on services rather than loans, reducing banks' exposure to SME risk.²⁶ The institutional environment is likely to be more relevant for other types of financing, like long-term loans in fixed rates in

²⁵ The ability to cope with risk is observed in emerging economies in general; see de la Torre and Schmukler (2004).

²⁶ See de la Torre, Martínez Pería, and Schmukler (2008).

domestic currency and for countries with weaker institutional frameworks. For the types of cases analyzed in this paper, policy action might focus on complementing what banks need to expand their participation and provide the type of financing that might still be lacking.

A lingering question is how much of the above-mentioned developments in SME financing constitute a trend, and how much they are due to the macroeconomic stability and low interest rates observed in Argentina and Chile at the time of the survey. There is evidence of flight to quality when rates rise, and SMEs could be more vulnerable to GDP volatility than large corporates. Hence, part of the move toward SME lending could be explained by the overall stability, high liquidity, and low rates, which have contributed to the saturation of the market for consumer and corporate loans. Nevertheless, the evidence presented in this study seems to point to a new, profound trend developing: Argentina and Chile appear to be facing an embryonic “bancarization” of the SME segment. Banks have discovered a key, untapped segment and are making substantial investments to develop the relation with SMEs and compete for them. Moreover, banks are developing the internal structures and mechanisms to work with SMEs, adapting their business and risk models to reduce the costs and risks of the segment. As part of this process, banks still need to obtain better measures of their exposure to the segment in terms of income, costs, or risk. Thus, there seems to be a learning process through which banks are developing the structure to deal with SMEs. Still, some changes might occur as the macroeconomic cycle turns, since the favorable macroeconomic conjuncture mitigates the institutional deficiencies as the banking system has witnessed historically high levels of liquidity and low levels of non-performing loans.

Despite the aforementioned findings, there is still substantial room for improvement in SME financing that requires action on behalf of banks, SMEs, and policymakers. SMEs would probably benefit from an expanded offer of long-term credit and would likely gain more access to finance if they reduced their levels of informality. Authorities could facilitate this process of formalizing the SMEs' economic activity. Governments could also help by improving the overall institutional environment, working with the private sector in the specific rules and regulations that might be hindering the development of long-term financing. But the rules and regulations for markets to be completed are very specific to each country, as evident from the bank responses described in this paper. For example, banks in Chile mention that allowing guarantees to be shared could unlock credit.

Access to information seems crucial to make progress in SME financing. In particular, improving information availability is a key aspect that could enhance financing to SMEs. This involves the supply side of financing (banks), the demand side (SMEs), and the government, which regulates and shapes the institutional environment. For example, the lack of adequate information regarding the SME universe is an important problem to be tackled and governments could help substantially with it. It would be especially useful to identify the universe of SMEs and to quantify the share of SMEs that actually has access to finance. Moreover, given the banks' interest in serving SMEs, having more information about the actual needs of SMEs (from the financial sector) would be important to help guide future reform efforts. On the supply/bank side, additional information could also help, such as the percentage of SMEs that are rejected by banks when applying for a loan and the contribution of the segment to banks' income, costs, and risks. Governments could also help reduce the existing information gap by increasing the flow of information

regarding the evolution of the SME market, for example, by making SMEs' balance sheets public and easily available. Of course, improving information availability would be easier to accomplish for medium-sized enterprises than for small ones, given the smaller number of medium-sized companies and their relative visibility, sophistication, and capacity to act as large corporations.

Finally, the analysis from this paper leads us to two final conclusions. First, to the extent that there is a trade off in government actions, governments could increase their attention to reducing the cost of lending to SMEs (so banks lend more), rather than increasing the government programs that foster the quantity of lending itself. For example, governments could help reduce the informational gaps and change the specific rules and regulations that inhibit banks to have a deeper and more long-term involvement with SMEs. Second, the fact that banks learn to operate in the different institutional environments does not mean that there could not be several improvements in this area (which are particular to each country and circumstance) that would foster SME lending even more.

8. References

- Ayyagari, M., Beck, T., and Demirgüç-Kunt, A., 2007. Small and Medium Enterprises across the Globe. *Small Business Economics* 29, 415-434.
- Beck, T., Demirgüç-Kunt, A., Honohan, P., 2008. *Finance for All? Policies and Pitfalls in Expanding Access*. World Bank. Washington, DC.
- Beck, T., Demirgüç-Kunt, A., Laeven, L., and Maksimovic, V., 2006. The Determinants of Financing Obstacles. *Journal of International Money and Finance* 25, 932-952.
- Beck, T., Demirgüç-Kunt, A., and Maksimovic, V., 2005. Financial and Legal Constraints to Firm Growth: Does Firm Size Matter? *Journal of Finance* 60, 137-177.
- Beck, T., Demirgüç-Kunt, A., and Maksimovic, V., 2008. Financing Patterns around the World: Are Small Firms Different? *Journal of Financial Economics*, forthcoming.
- Beck, T., Klapper, L., Mendoza, J.C., 2008. The Typology of Partial Credit Guarantee Funds around the World. Mimeo. World Bank.
- de la Torre, A., Gozzi, J. C., and Schmukler, S., 2007. Innovative Experiences in Access to Finance: Market Friendly Roles for the Visible Hand? World Bank Policy Research Working Paper 4326.
- de la Torre, A., Martínez Pería, M. S., and Schmukler, S., 2008. Bank Involvement with SMEs: Beyond Relationship Lending, World Bank Policy Research Working Paper 4649.
- de la Torre, A., Martínez Pería, M. S., Politi, M., Schmukler, S. and Vanasco, V., 2008. How Do Banks Serve SMEs? Business and Risk Management Models. Mimeo. World Bank.

- de la Torre, A. and Schmukler, S., 2004. Coping with Risks through Mismatches: Domestic and International Financial Contracts for Emerging Economies, *International Finance* 7:3, 349–90.
- Demirgüç-Kunt, A., and Maksimovic, V., 1998. Law, Finance, and Firm Growth. *Journal of Finance* 53, 2107-2137.
- FELABAN (Latin American Federation of Bankers), 2007. Tracking Study of the Willingness Shown by Financial Institutions from Latin America and the Caribbean to Finance Small and Medium-Sized Enterprises, Bogota, Colombia.
- Fundación Capital, 2006. PyMEs, Inversión y Crédito: Presentación de la Encuesta EFI-PyMEs, Buenos Aires, Argentina.
- Heritage Foundation, 2008. *Index of Economic Freedom*. Washington, DC.
- IADB (Inter-American Development Bank), 2004. *Unlocking Credit: The Quest for Deep and Stable Lending*. The Johns Hopkins University Press, Baltimore, Maryland.
- Kaufmann, D., Kraay, A., and Mastruzzi, M., 2008. Governance Matters VII: Aggregate and Individual Governance Indicators, 1996-2007. World Bank Policy Research Working Paper 4654.
- La Porta, R., Lopez de Silanes, F., Shleifer, A., Vishny, R., 1997. Legal Determinants of External Finance. *Journal of Finance* 52, 1131-1150.
- La Porta, R., Lopez de Silanes, F., Shleifer, A., Vishny, R., 1998. Law and Finance. *Journal of Political Economy* 106, 1113-1155.
- Schiffer, M. and Weder, B., 2001. Firm Size and the Business Environment: Worldwide Survey Results. International Finance Corporation Discussion Paper 43.

Stephanou, C. and Rodriguez, C., 2008. Bank Financing to Small- and Medium-Sized Enterprises (SMEs) in Colombia. World Bank Policy Research Working Paper 4481.

World Bank, 2007a. Bank Financing to Small and Medium Enterprises: Survey Results from Argentina and Chile. Washington, D.C.

World Bank, 2007b. Bank Lending to Small and Medium Enterprises: The Republic of Serbia. Washington, D.C.

World Bank, 2007c. *Doing Business in Latin America 2008*. Washington, D.C.

World Economic Forum, 2007. *Global Competitiveness Report 2007-2008*. Geneva, Switzerland.

Table 1
Definition of SMEs

This table shows the criteria banks use to define SEs and MEs. All banks indicate that they use the average sales criteria (as opposed to total assets, total employees, or other possible definitions). The values in the top panel are expressed in US dollars and the ranges are calculated as the average lower bound and average upper bound of average annual sales that define SEs and MEs. The bottom panel presents the same information with a greater level of detail, showing the maximum and minimum values of the lower bound and upper bound of the average range of sales presented in the top panel. Banks are asked: "Specifically provide your bank's definition criteria for SEs (MEs)."

	Average range of sales to define SEs		Average range of sales to define MEs	
	<i>US Dollars</i>		<i>US Dollars</i>	
	From	To	From	To
Argentina	288,889	4,647,704	4,647,704	30,000,000
Chile	90,000	1,595,143	1,595,143	23,800,000

	Lower bound of sales to define SEs			Upper bound of sales to define SEs		
	<i>US Dollars</i>			<i>US Dollars</i>		
	Minimum	Maximum	St. Deviation	Minimum	Maximum	Std. Deviation
Argentina	0	1,300,000	503,598	833,333	12,000,000	4,165,762
Chile	0	180,000	53,229	866,000	2,300,000	609,452

	Lower bound of sales to define MEs			Upper bound of sales to define MEs		
	<i>US Dollars</i>			<i>US Dollars</i>		
	Minimum	Maximum	St. Deviation	Minimum	Maximum	Std. Deviation
Argentina	833,333	12,000,000	4,165,762	10,000,000	75,000,000	22,200,000
Chile	866,000	2,300,000	582,116	2,000,000	50,000,000	22,900,000

Table 2
Obstacles to bank involvement with SMEs

Banks are asked to list up to three important factors that are obstacles to their involvement with SMEs. This table lists the most frequently mentioned factors and repeats the information illustrated in Figure 7 by presenting the percentage of banks that consider each type of obstacle significant, very significant, or extremely significant. The percentage of banks that consider these factors marginally significant or not significant is not presented in the table. For Table 2 banks are asked to "Indicate to what degree the following factors are important obstacles to your exposure to SMEs. Rate them and specify up to the three most important aspects within these categories."

Type of obstacle	Percentage of banks that consider the obstacle at least significant		Frequently mentioned factors
	Argentina	Chile	
SME-specific factors	46%	50%	Scoring is inadequate Informality Lack of quality information Cannot evaluate SMEs based on behavior Costs to improve information are high Family management Lack of adequate guarantees
Competition	69%	13%	Difficult to continue growing Narrow margins Private banks in high quality segments Public banks distort the market Unfair competitors (strong private and public banks)
Macroeconomic	46%	13%	Long term instability Ceiling prices Exchange rate or interest rate risk Ban on exports
Regulations	23%	50%	Too much documentation required Ceiling rates Inflexibility Financial transaction taxes / Stamp tax Obstacles in foreign exchange transactions Regulation forces banks to act as tax authorities
Legal and contractual environment	31%	38%	Judicial inefficiency Judicial insecurity / dependent on politics Bankruptcy process very costly Lack of contract enforcement
Nature of SME lending technology	23%	38%	Costly Difficult to standardize risk management (scoring and rating) Need to adapt commercial model Difficult to standardize products and procedures High entry costs
Lack of adequate demand	46%	0%	Supply exceeds demand SMEs only demand low fixed rates in pesos SMEs prefer self-financing SMEs think banks are tough
Bank-specific factors	23%	13%	Some banks are new to the segment Inefficiency Lack of technology and qualified personnel Lack of expert analyst in commercial and risk sectors Limited geographic presence

Table 3
Government programs

Argentina

SEPyME - Interest rate subsidy

This is a program of the SME Secretary that links small entrepreneurs with financial institutions, subsidizing up to eight percentage points on loans to SMEs. The subsidies are granted through public bids to the banks that offer the lowest interest rates. Since this program was first applied in August 2003, more than 200,000 operations have been supported by this program and funds have totaled AR\$1,300,000 for the financing of working capital and investment projects.

National Guarantee System

This system is composed of Reciprocal Guarantee Societies (Sociedades de Garantía Recíproca, SGR) and a provincial public guarantee fund called Guarantee Fund of the Buenos Aires Province (FOGABA). SGRs are private corporations whose objective is to increase SME access to financing by providing guarantees for their loans through a fund that fosters risk taking. This is a strategic association since SGRs are formed by participating shareholders (SMEs), and protecting shareholders (public or private, domestic or foreign entities). Protecting shareholders make the main contributions to the fund while participating shareholders make small contributions and are the beneficiaries of the guarantees backed by the fund. One of the advantages of SGRs is that contributions to the fund are exempted from income and value added tax as long as some conditions are met. In 2005 there were 20 SGRs with a US\$112.4 million fund guaranteeing US\$97.7 million in credit. FOGABA usually limits coverage to 75% of the loan value, has a fund of US\$8.3 million and a stock of guarantees of US\$12 million.

FONTAR (Fondo Tecnológico Argentino / Argentine Technological Fund)

FONTAR finances public and private projects that promote innovation and technological modernization through a wide variety of financial instruments. The funds are provided by domestic or foreign sources, from both public and private entities, who can demand these funds to be applied to general or specific uses in the promotion of technological innovation. FONTAR also provides technical assistance, personnel training programs, and a thorough monitoring of these projects.

Chile

FOGAPE (Fondo de Garantía para Pequeños Empresarios / Small Enterprise Guarantee Fund)

FOGAPE is a guarantee system that allows SMEs to overcome their lack of guarantees or insufficient guarantees to access lending from the financial system. It is a public fund managed by Banco Estado that provides partial credit guarantees to working capital loans or investment loans provided by commercial banks to SMEs. Its design includes several features to reduce moral hazard problems: partial credit guarantees that force banks to share part of the risk, a bidding process that determines how risks are shared among FOGAPE and financial intermediaries, the exclusion of banks with high default rates on guaranteed loans from future bidding processes, and limits on the guarantees that each bank can obtain from FOGAPE.

FECU-PyME (Ficha Única Codificada Uniforme para PyMEs / Uniform Codified Reporting Scheme for SMEs)

FECU-PyME is a joint private and public initiative undertaken by the Superintendence of Banks and Financial Institutions (SBIF) and the Chilean Association of Banks (ABIF) aimed at simplifying and standardizing the available SME financial information. The implementation of a unified reporting scheme for SMEs seeks to solve the lack of quality information, increase transparency, and improve the relation between SMEs and the financial system.

CORFO (Corporación de Fomento a la Producción / Corporation of Production Promotion)

CORFO is a public entity that offers a wide variety of programs to promote the development of technological innovation, investment projects, export-related activities, education scholarships, and regional integration. Its financial services include loans, guarantees, leasing, and factoring.

Chile Compite

Chile Compite is a government program that was launched in June 2006 and is aimed at promoting technological innovation and SME access to financing through a comprehensive package of 15 plans. This program includes regulatory simplifications, tax reductions for software imports, technical assistance, exemptions to the stamp tax for SMEs, subsidies of up to 35% for research and development programs, and the creation of a National Secretary for Innovation, among others.

Figure 1
Bank involvement with SMEs

This figure shows that almost all the banks in the sample have SMEs among their clients and that the relation established with them is integral. Banks are asked: "Does the bank currently have SMEs among its clients?"

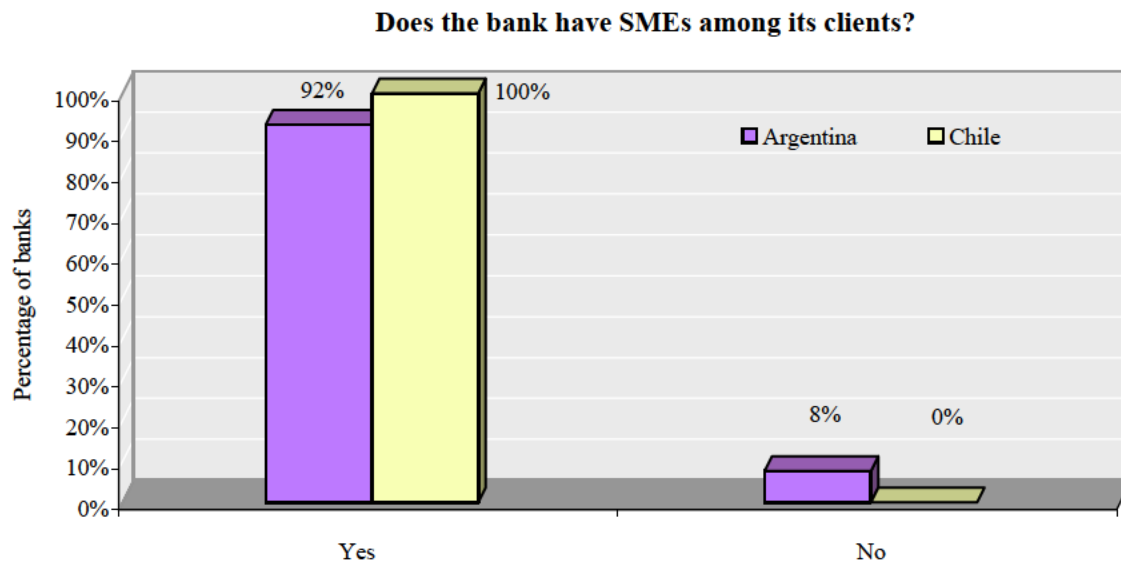


Figure 2
Bank exposure to SMEs (I)

The information shown in this figure is derived from the data we collected from banks. The ratios presented in Figure 2 are calculated as the sum of loans offered to SMEs according to the data provided by the banks over the sum of loans offered to the private sector according to these same banks. Therefore, Figure 2 presents financing to SMEs as a share of total financing to the private sector for 2005 and 2006, for Chile and Argentina separately. In parentheses we present the share of total private sector loans that correspond to the banks that answered.

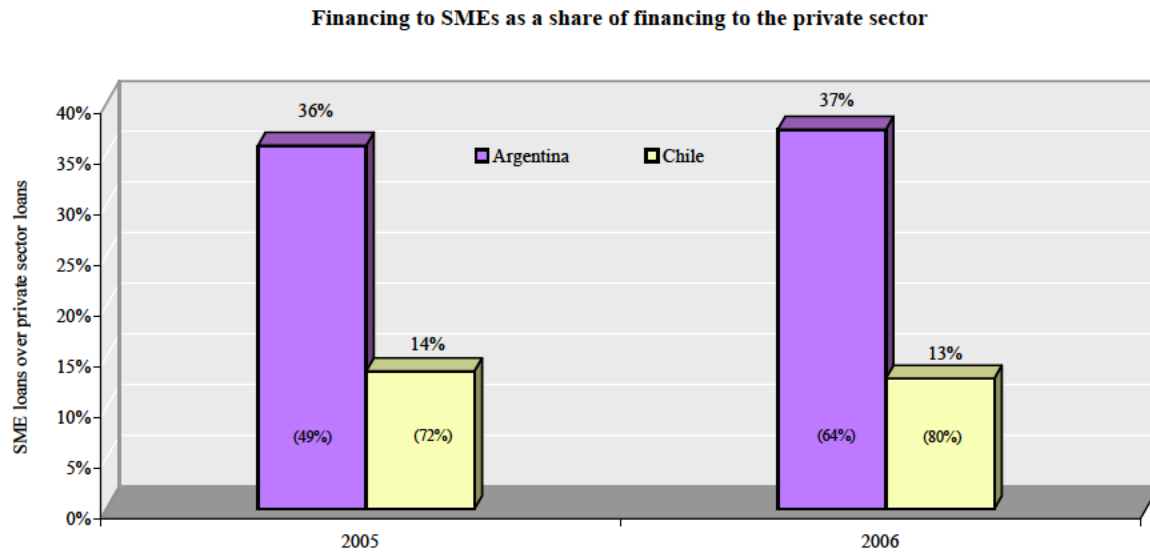
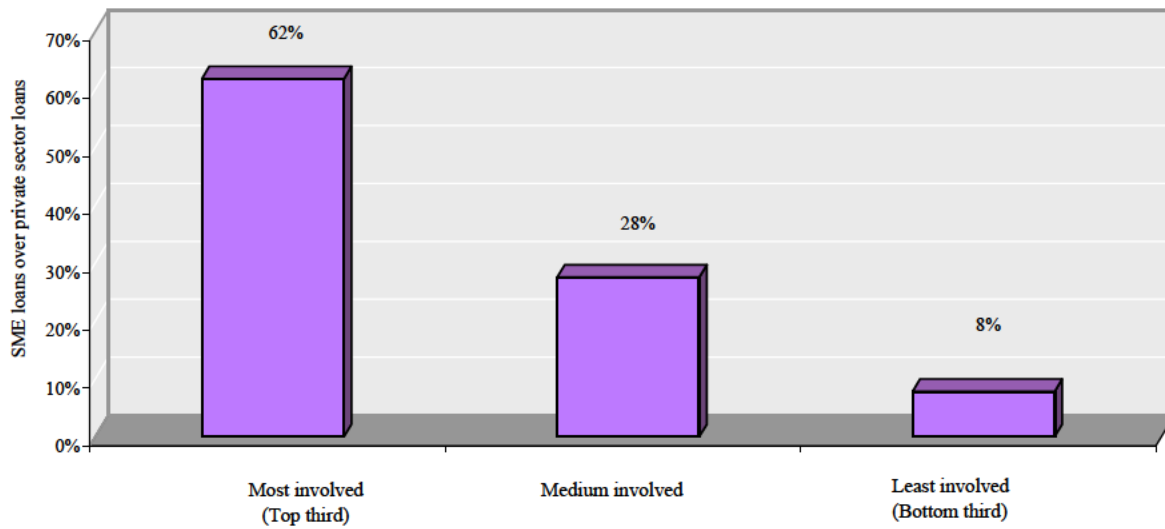


Figure 3
Bank exposure to SMEs (II)

The information shown in this figure is derived from the data we collected from banks. The source of the panels is the same but the information is displayed differently in each case. Figure 3 A shows the average financing to SMEs as a percentage of total bank financing to the private sector in the most involved, medium involved, and least involved banks of the aggregated sample of Argentina and Chile for 2006. The most involved banks are the top third of banks with the highest share of SME loans as a percentage of total bank loans to the private sector. The least involved banks are the bottom third of banks with the lowest share of SME loans as a percentage of total bank loans to the private sector. The medium involved banks are the ones that do not fall in either category. Figure 3 B illustrates financing to SMEs by type of bank for 2006. The banks that answered the information presented in both panels represent 64% of total private sector loans in Argentina and 80% in Chile.

A. Financing to SMEs as a share of financing to the private sector
By level of involvement



B. Financing to SMEs as a share of financing to the private sector
By type of bank

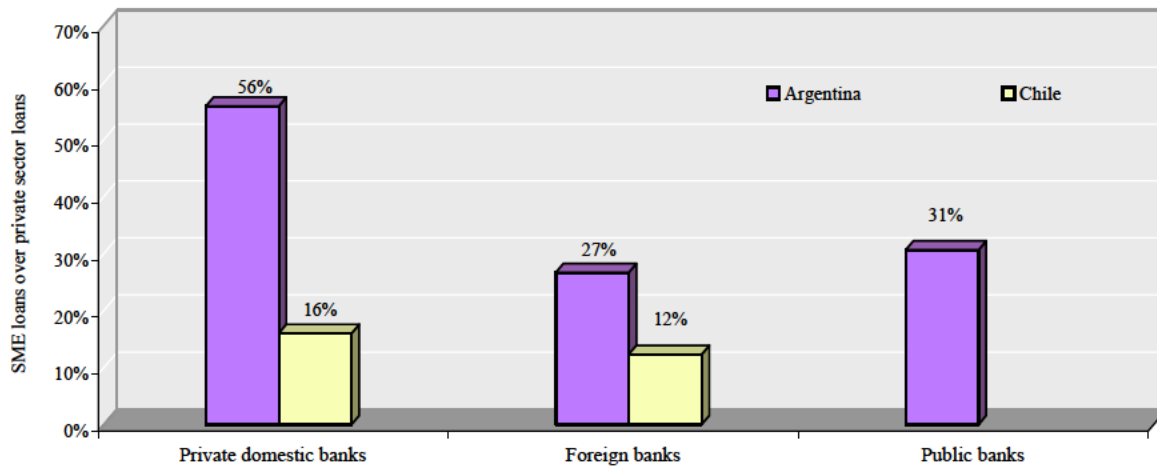


Figure 4
Products offered to SMEs (I)

This figure shows the range of products that banks offer to SMEs and the percentage of banks that mention each product "Other" includes insurance products, mortgages, credit cards, advances, and promissory notes Banks are asked: "List the main lending products you offer to SMEs "

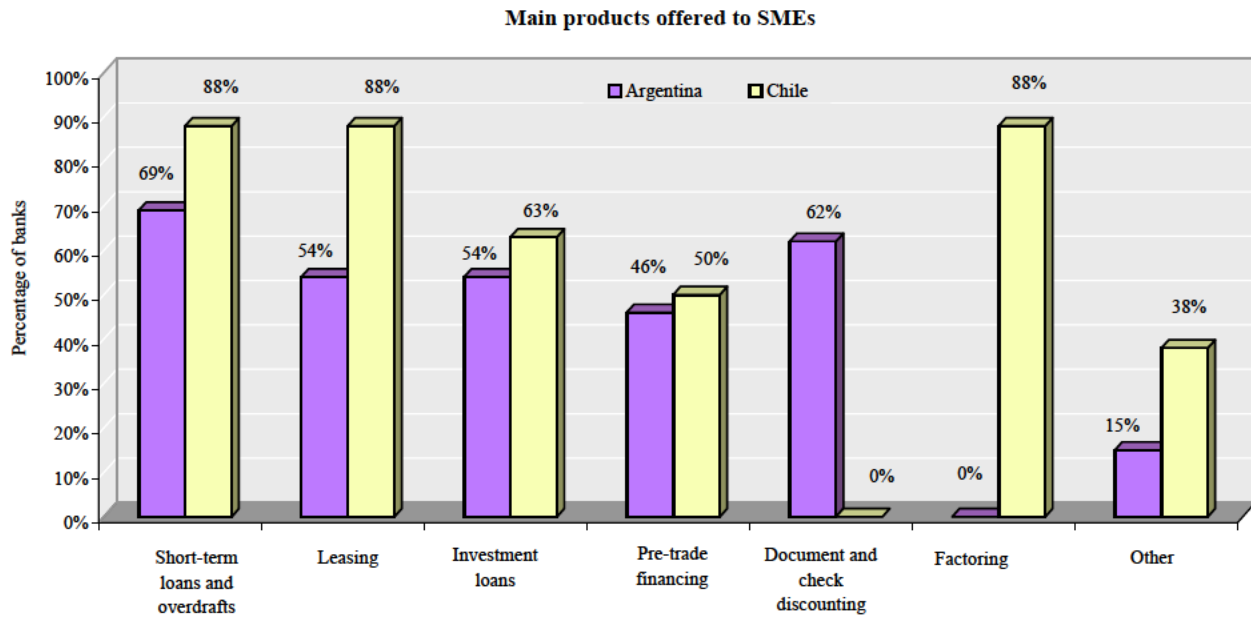
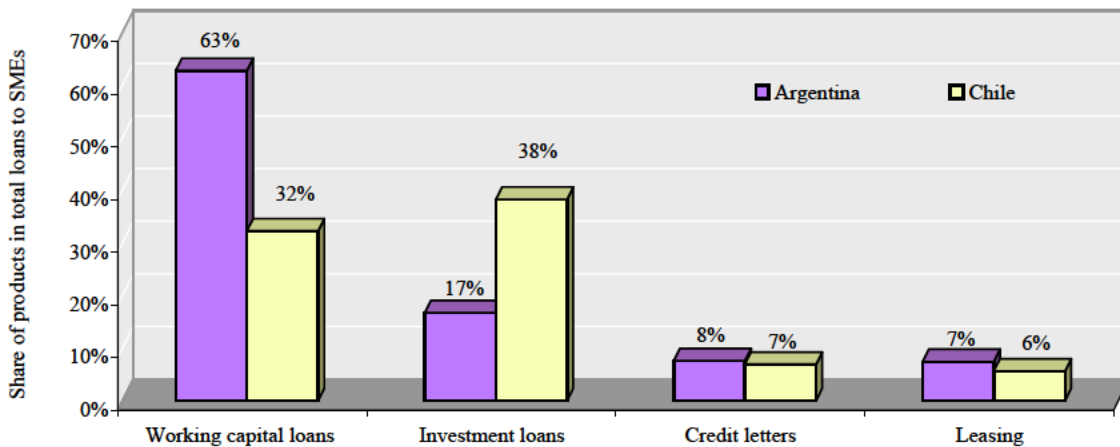


Figure 5
Products offered to SMEs (II)

The source of this figure is the data collected from banks. The banks that answered the information displayed in Figure 5.A represent around 40% of the private sector loans in each country and the banks that answered the information displayed in Figure 5.B represent between 15% and 20% of the private sector loans in each country. Figure 5.B displays the weighted average of the terms of the main lending products to SMEs, weighted according to the amount each bank lends of each product.

A. Share of main products in total lending to SMEs



B. Average term of main lending products to SMEs
Weighted average according to bank lending of each product

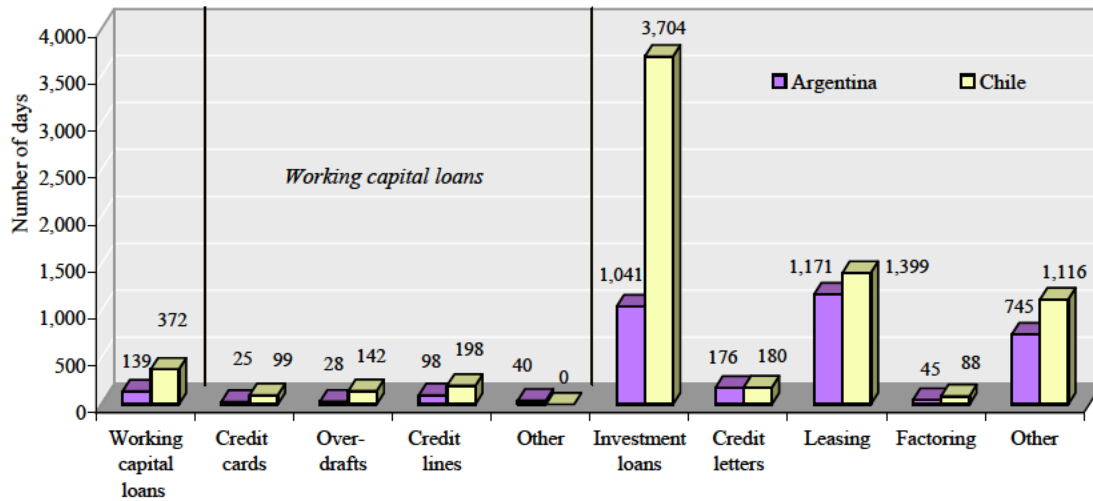


Figure 6
Drivers of bank involvement with SMEs

Banks are asked to indicate to what degree their involvement with SMEs is driven by the factors presented in Figure 6. The options available to qualify the importance of these factors vary from not significant to extremely significant/crucial. This figure shows the percentage of banks that consider these factors significant, very significant, or extremely significant/crucial drivers. The percentage of banks that consider these factors marginally significant or not significant is not presented. It should be noted that "Social objective" and "Strategic sector" are not factors given by the questionnaire, but they are mentioned as a relevant factor by some banks. "Other segments" refers to the corporate and/or retail segments. For Figure 6 banks are asked "To what degree is your involvement with SMEs driven by the following?: i) Perceived profitability in the SME segment, ii) Intense competition for large corporations, iii) Intense competition for retail customers, iv) Excessive exposure to large corporations, v) Excessive exposure to retail customer service, vi) Possibility to seek out SMEs through existing relations with large clients (e.g. reverse factoring), and vii) Other (specify)."

Main drivers

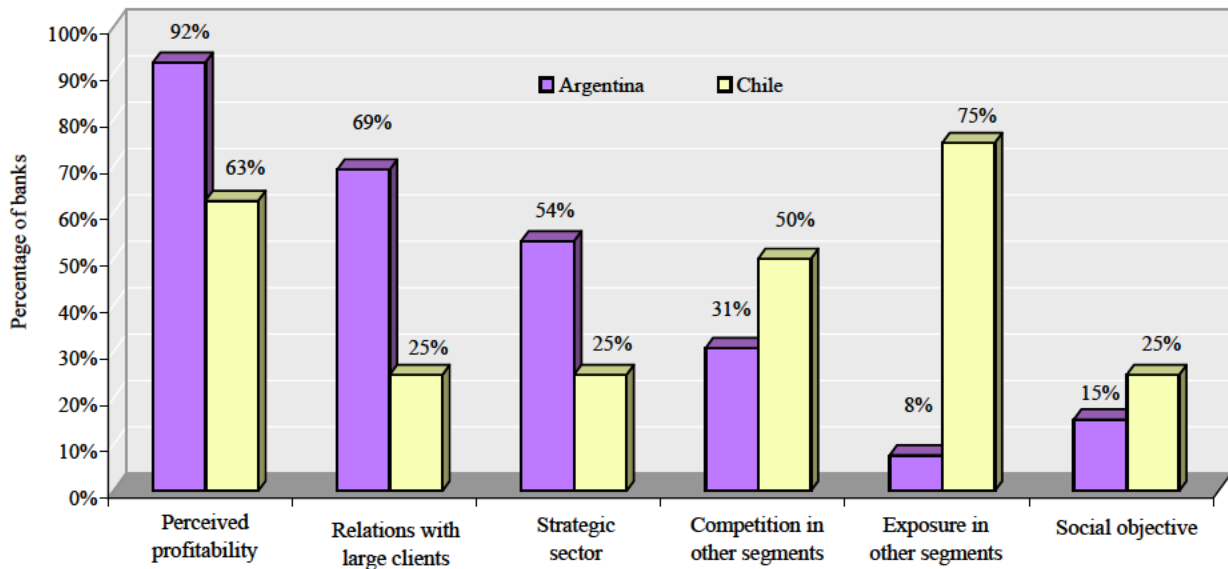


Figure 7
Obstacles to bank involvement with SMEs

Banks are asked to indicate to what degree the factors observed in the figure are important obstacles to their exposure to SMEs. This figure shows the percentage of banks that consider each factor significant, very significant, or extremely significant/crucial. The percentage of banks that consider these factors marginally significant or not significant is not presented in the figure. For Figure 7 banks are asked to "Indicate to what degree the following factors are important obstacles to their exposure to SMEs. Rate them and specify up to the three most important aspects within these categories."

Main obstacles

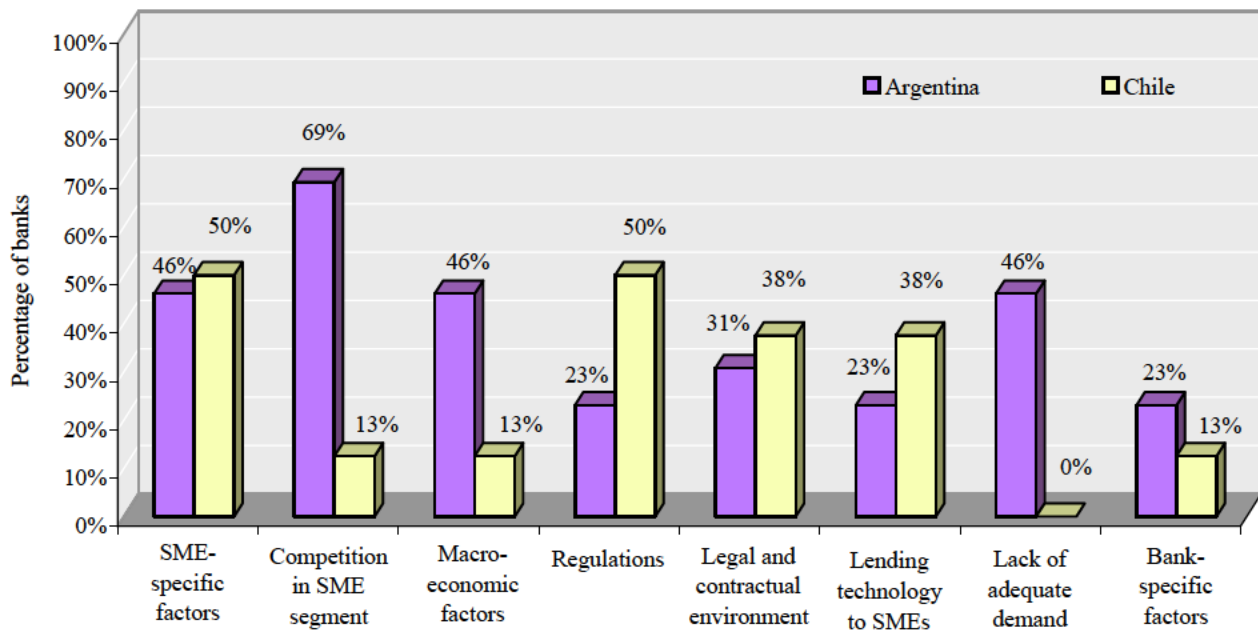
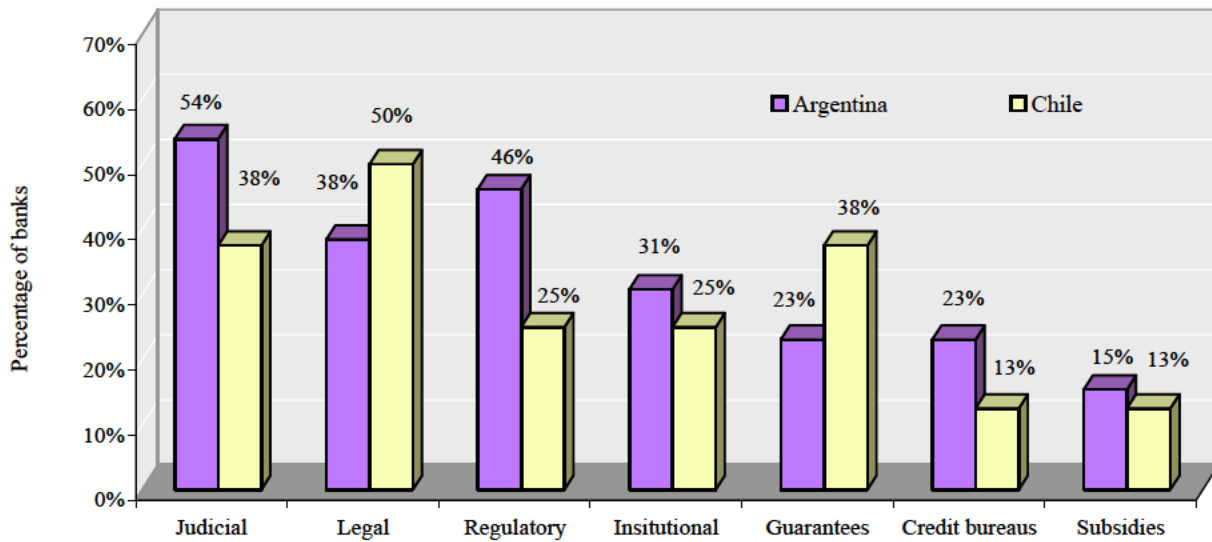


Figure 8
Role of the government

Figure 8.A displays the percentage of banks that answer affirmatively that government actions could increase the appeal of SME lending in each area and Figure 8.B shows, in particular, the perceived importance of credit bureaus for SME lending. For Figure 8.A banks are asked: "Do you think the government could increase the appeal of SME lending through actions in the following areas?" and for Figure 8.B: "Does the existence of a public credit bureau facilitate SME lending?"

A. Areas in which government action could promote SME lending



B. Does the existence of a public credit bureau facilitate SME lending?

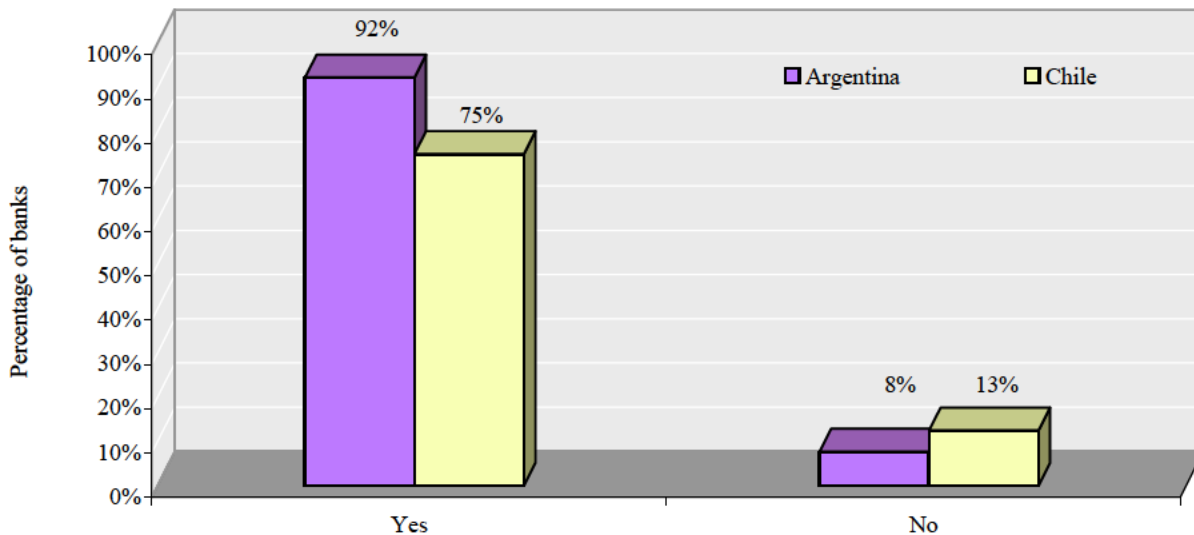


Figure 9
Market environment (I)

This figure shows the percentage of banks that answer each question regarding their view on the size and prospects for the SME market in general. For Figure 9 banks are asked: "What is your view on the size and prospects for the SME market in general, not just for your bank?"

Size and prospects of the SME lending market

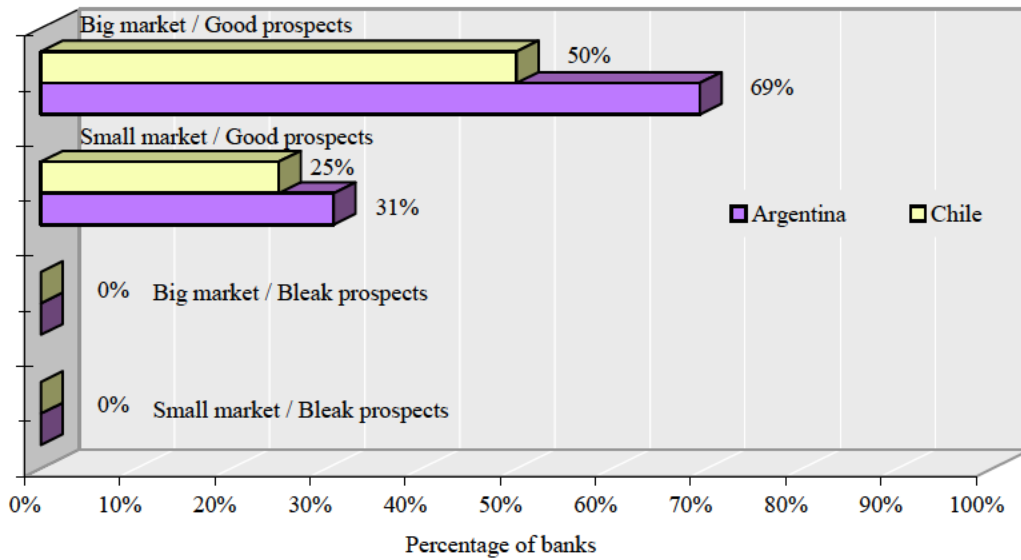


Figure 10
Market environment (II)

Banks are asked about their perceptions of the demand of the SME lending market and the degree of reaching out they have to do. The figure shows the percentage of banks that answer each question affirmatively. For Figure 10 banks are asked: "How much reaching out does the bank have to do?: i) The bank has a strong demand so no reaching out is required to SMEs, ii) Despite strong demand for our SME products we still do a fair amount of reaching out, and iii) Demand is weak so we have to actively seek clients by reaching out to them." The first option is not represented in the chart because no banks chose that answer.

SME lending demand

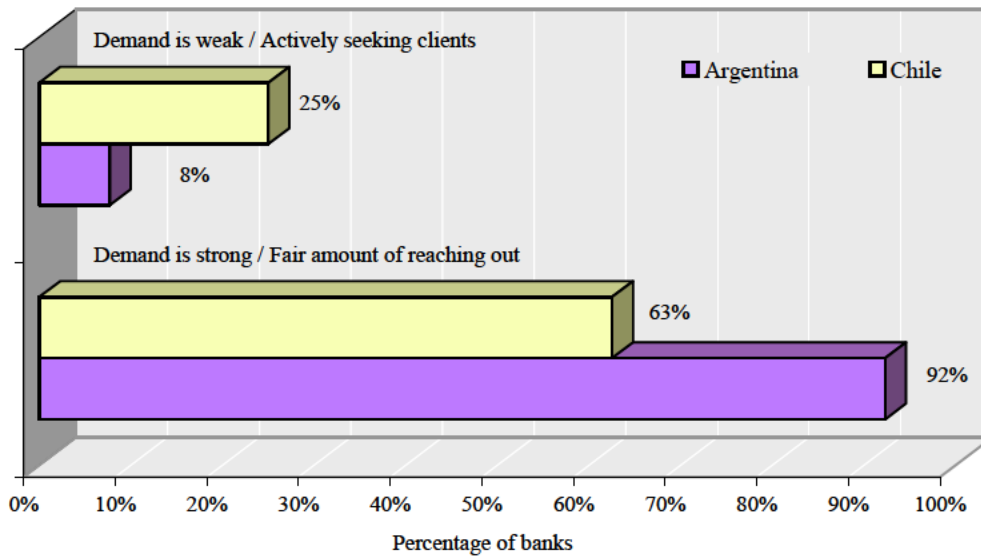


Figure 11
Market environment (III)

Banks are asked to express their view on how competitive the market for SME lending is. The figure shows the percentage of banks that indicate each option given. The percentages for the aggregated sample of Argentina and Chile are shown because the answers are very similar for both countries. For Figure 11 banks are asked: "How competitive is the market for SME lending?"

How competitive is the market for SME lending?

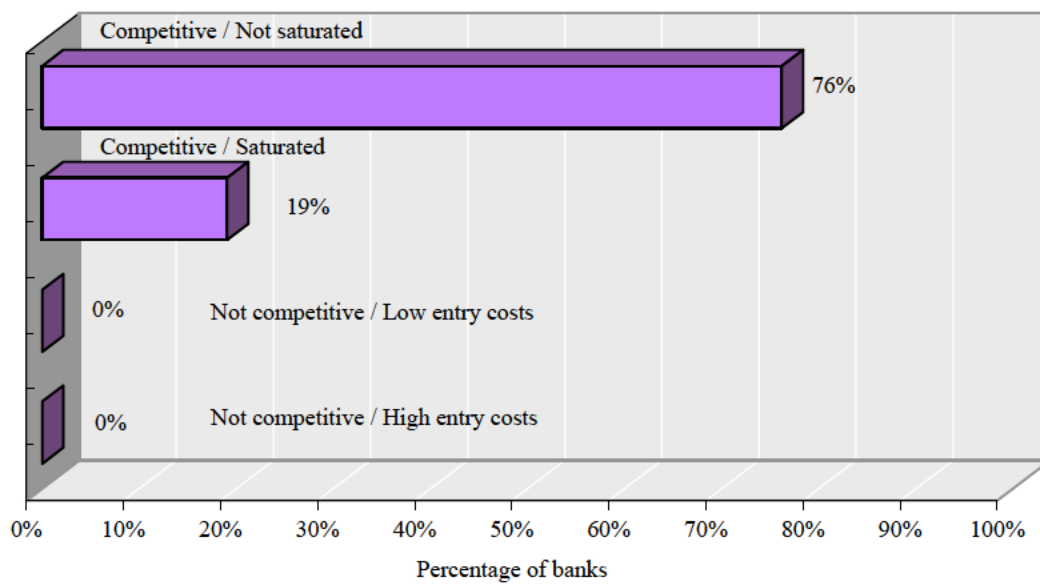
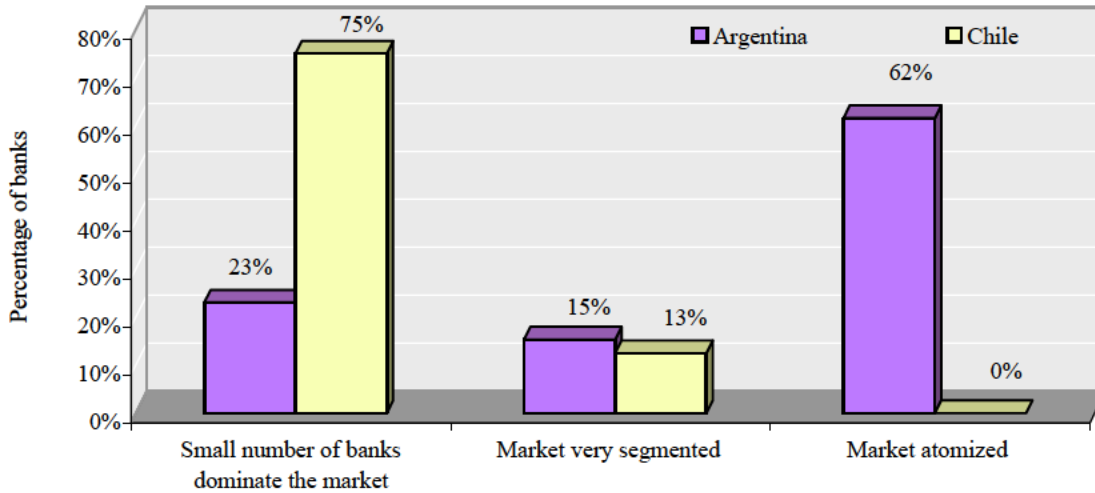


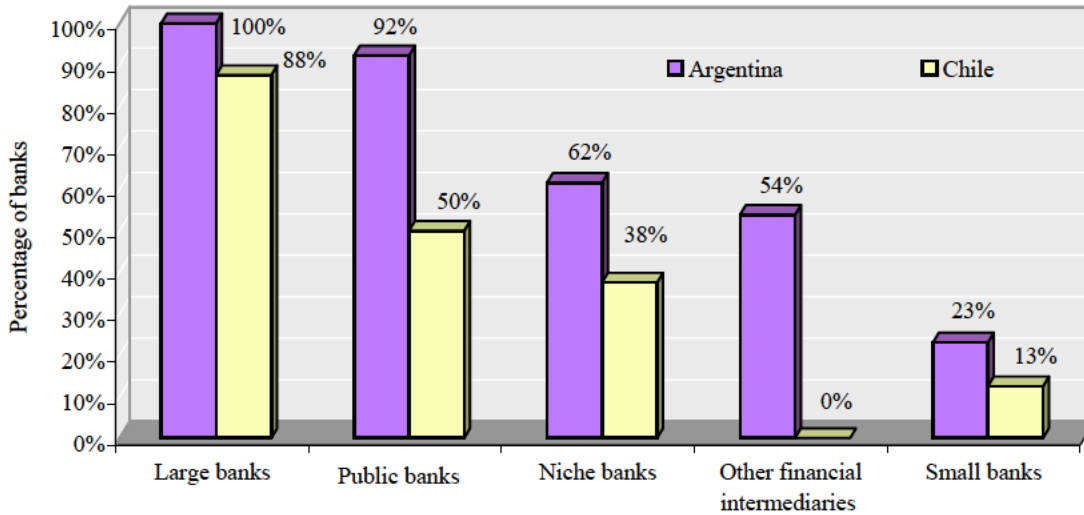
Figure 12
Market structure

This figure analyzes the SME lending market structure and the main players in the market as perceived by banks. For Figure 12.A banks are asked: "What is the market structure of the SME loan market?" For Figure 12.B: "Who are the main players in SME financing?"

A. What is the market structure of the SME loan market?



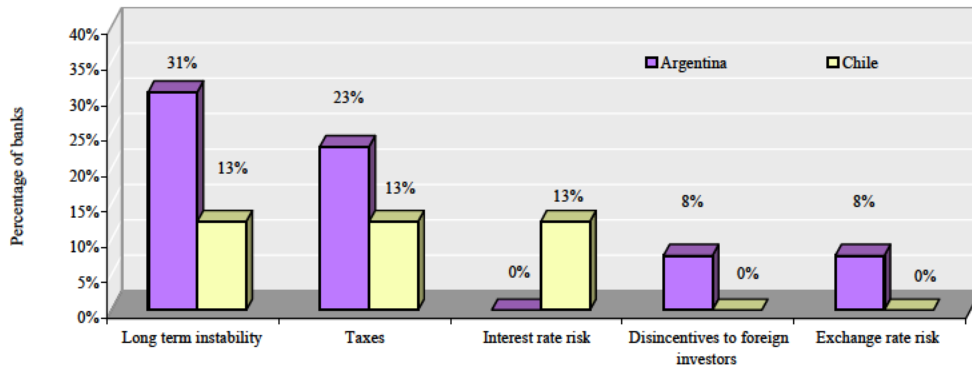
B. Who are the main players in SME financing?



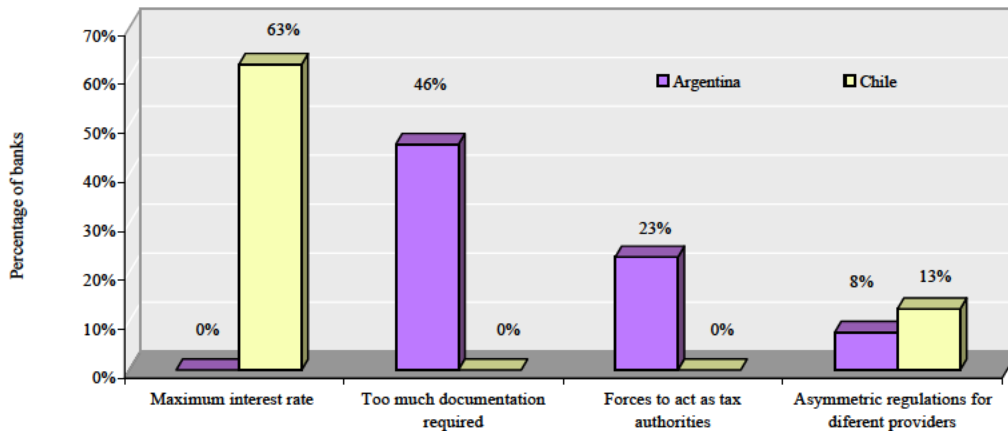
Appendix Figure 1 Obstacles to bank involvement with SMEs (I)

For Appendix Figure 1, Appendix Figure 2, and Appendix Figure 3 banks are asked: "Indicate to what degree the following factors are important obstacles to your exposure to SMEs Rate under each heading and specify up to the three most important aspects within these categories." The categories are: macroeconomic factors, regulations, legal and contractual environment, bank-specific factors, SME-specific factors, nature of the lending technology to SMEs, competition in the SME segment, and lack of adequate demand. In Appendix Figure 1, Appendix Figure 2, and Appendix Figure 3 we present the most-frequently mentioned aspects for each category.

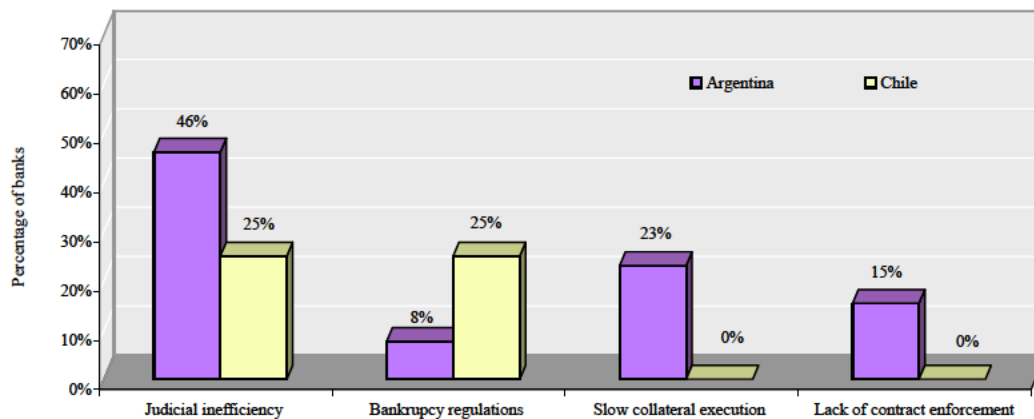
A. Macroeconomic aspects mentioned as obstacles to bank involvement with SMEs



B. Regulatory aspects mentioned as obstacles to bank involvement with SMEs



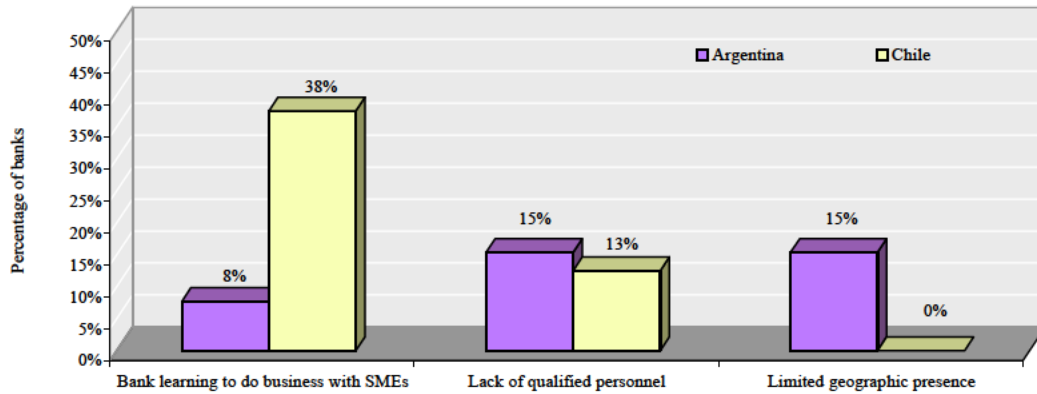
C. Aspects from the legal and contractual environment mentioned as obstacles to bank involvement with SMEs



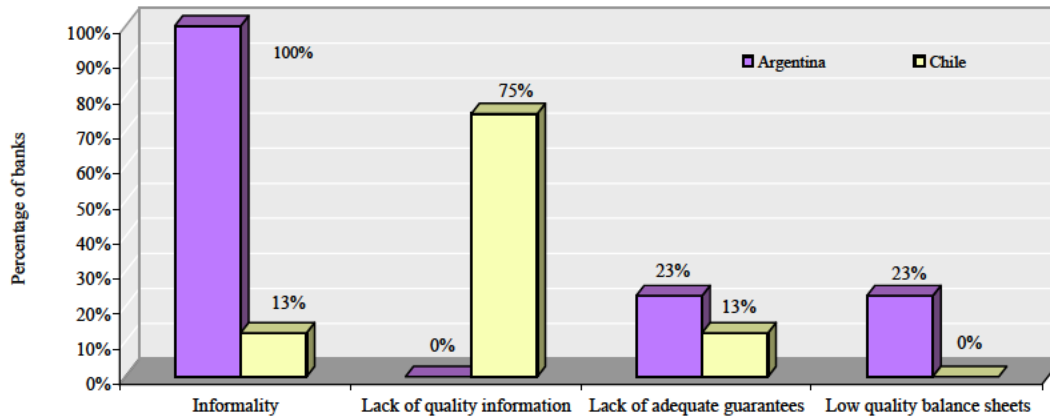
Appendix Figure 2 Obstacles to bank involvement with SMEs (II)

For Appendix Figure 1, Appendix Figure 2, and Appendix Figure 3 we ask banks: "Indicate to what degree the following factors are important obstacles to your exposure to SMEs Rate under each heading and specify up to the three most important aspects within these categories " The categories are: macroeconomic factors, regulations, legal and contractual environment, bank-specific factors, SME-specific factors, nature of the lending technology to SMEs, competition in the SME segment, and lack of adequate demand In Appendix Figure 1, Appendix Figure 2, and Appendix Figure 3 we present the most-frequently mentioned aspects for each category

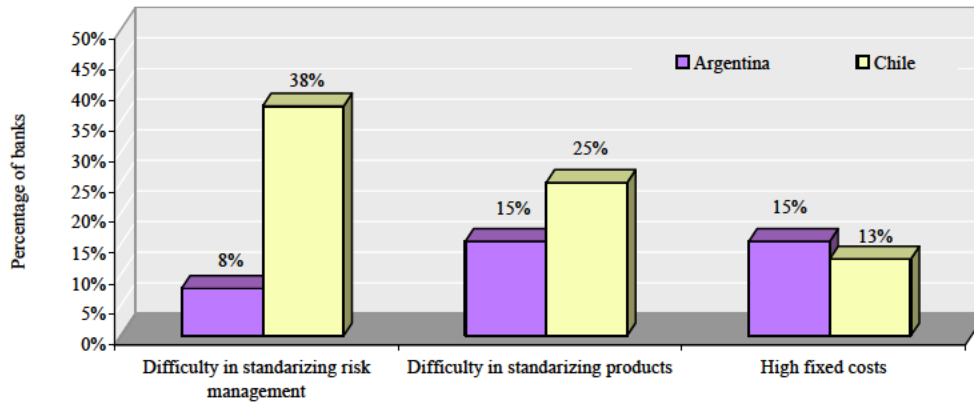
A. Bank-specific aspects mentioned as obstacles to bank involvement with SMEs



B. SME-specific aspects mentioned as obstacles to bank involvement with SMEs



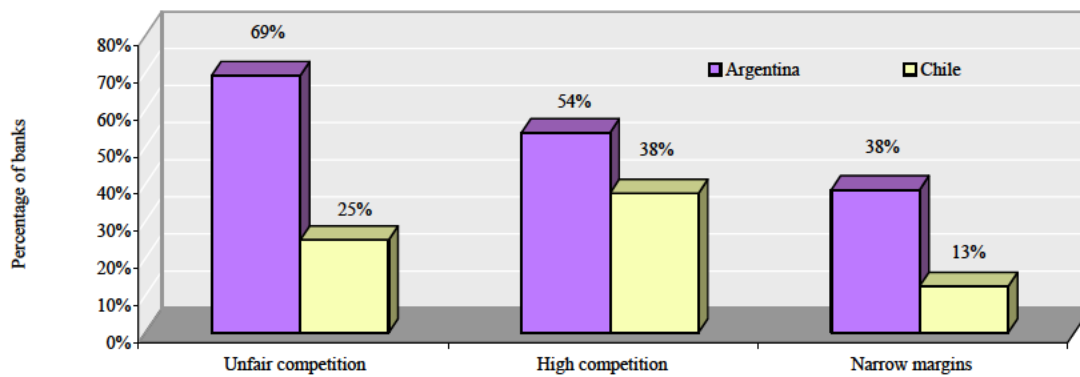
C. Aspects of the lending technology to SMEs mentioned as obstacles to bank involvement with SMEs



Appendix Figure 3 Obstacles to bank involvement with SMEs (III)

For Appendix Figure 1, Appendix Figure 2, and Appendix Figure 3 banks are asked: "Indicate to what degree the following factors are important obstacles to your exposure to SMEs Rate under each heading and specify up to the three most important aspects within these categories." The categories are: macroeconomic factors, regulations, legal and contractual environment, bank-specific factors, SME-specific factors, nature of the lending technology to SMEs, competition in the SME segment, and lack of adequate demand. In Appendix Figure 1, Appendix Figure 2, and Appendix Figure 3 we present the most-frequently mentioned aspects for each category.

A. Aspects related to the competition mentioned as obstacles to bank involvement with SMEs



B. Aspects related to demand mentioned as obstacles to bank involvement with SMEs

